



Louth Academy

Tollbar MAT Microsoft Teams – How to join a live lesson.



# Tollbar MAT

## Family of Academies



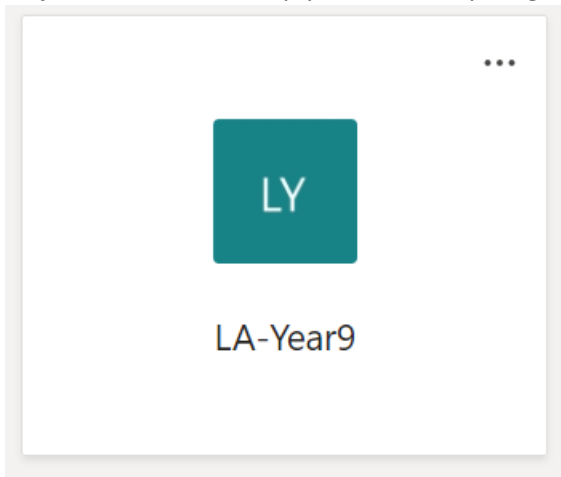
Office 365



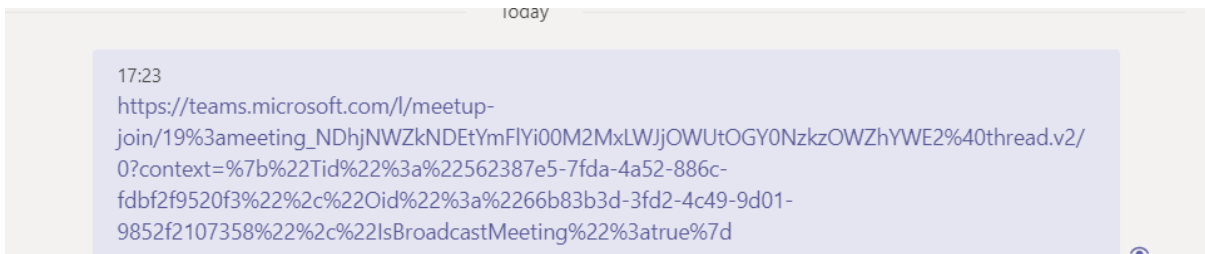


The lessons from Tollbar MAT schools will be conducted through 'Live Events'. These will allow the students to watch events from their own home and ask questions to staff members.

To join a Live Event simply click on the year group team.



Then click on the link that the teacher has sent the class or year group using Microsoft Teams.



The teacher should have given students a time to join the event. When they click the link, they'll be sent to the 'Lobby' until the live lesson starts and they will see the screen below.



fdsfsdf

Need help?

Leave

The live event hasn't started

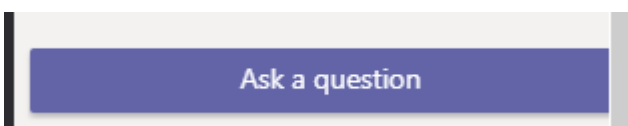
Then, when the teacher starts the lesson you will be able to see their lesson clear on your screen.

Live event

The slide contains the following elements:

- Title:** Why did the British decide to start exploring the world?
- Literacy Focus:** there, they're their
- Map:** A world map showing trade routes and exploration paths, including the North Atlantic Ocean, North America, and the Pacific Ocean.
- Portrait:** A portrait of a man in historical attire, likely a Tudor-era explorer.
- Starter:** Try to answer the question above using the knowledge you have so far.
- Stretch and Challenge:** How can you link this to our factors?
- Success Criteria:**
  - Judge how important this early rise of empire was.
  - Explain which reason was the most significant.
  - Identify some of the reasons why people began to explore in the Tudor era.

If students want to ask the teacher a question they can click the 'Ask a Question' button in the bottom right-hand corner of the screen. This question will be asked in confidence and no member of the lesson, other than the teacher, will see the questions students have asked.



Then to leave a lesson, students just need to click the 'Leave' button at the top of the screen.