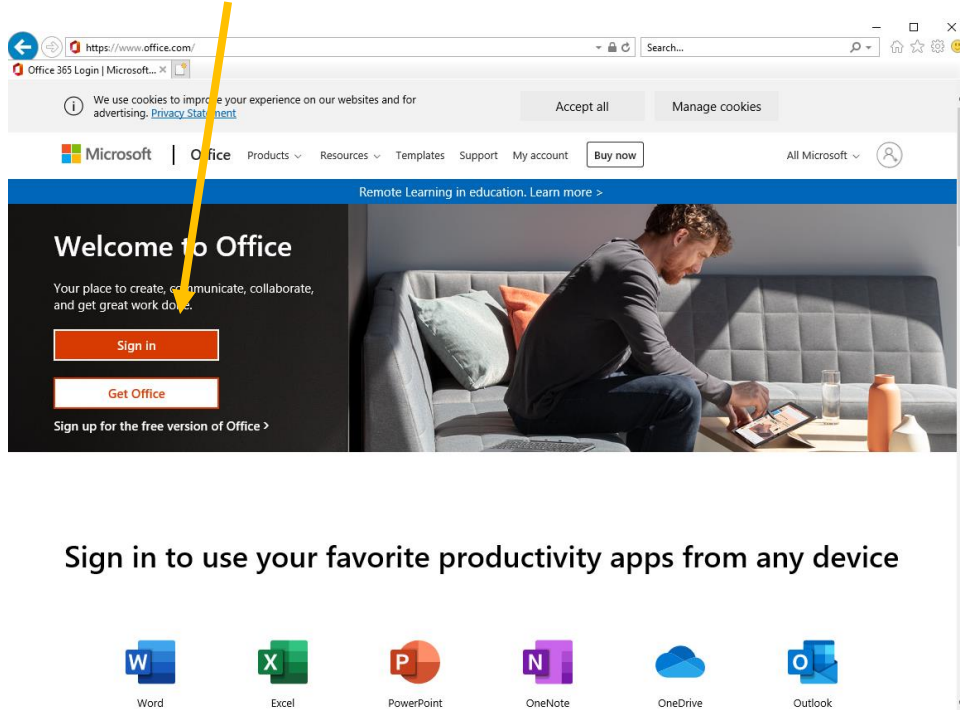


How to Log into Microsoft Teams:

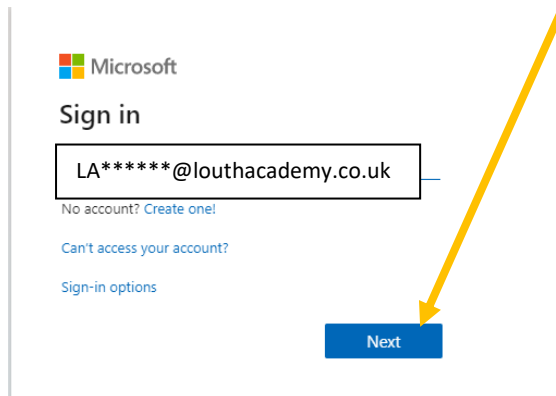
Visit <https://www.office.com/>

Click on 'Sign In'



Sign in using **your LA number**, and add '@louthacademy.co.uk' to the end. E.g. LA*****@louthacademy.co.uk

Click 'Next'



Your password is the same as your computer logon password in the Academy. Enter it then click 'Sign In'.

← la015409@louthacademy.co.uk

Enter password

.....|

[Forgot my password](#)

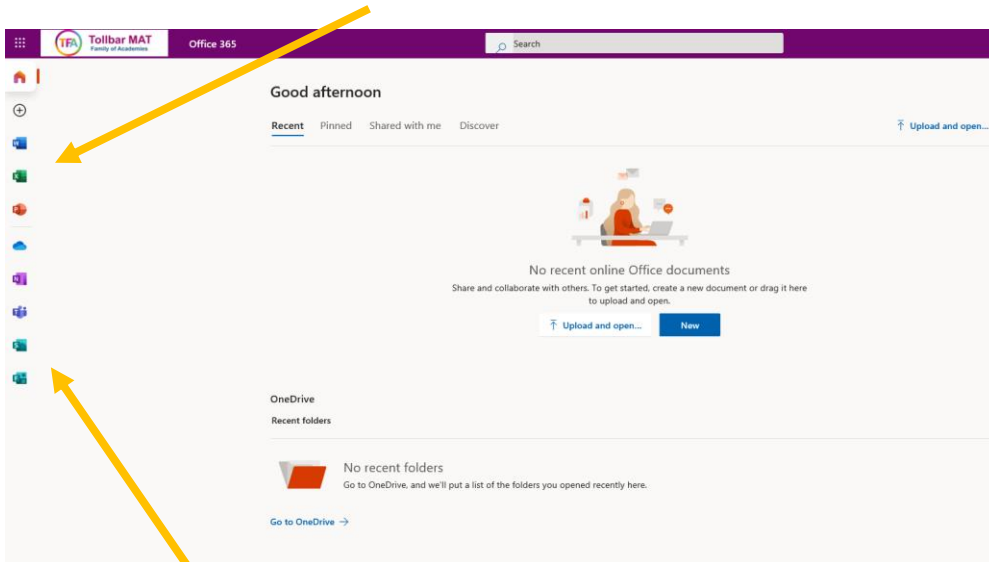
[Sign in](#)

Welcome to Tollbar Multi Academy Trust
Education Portal.

By using this portal, you are agreeing to the terms of
use within our acceptable use policy.

[Tollbar Multi Academy Trust](#)


You will now see your Office365 home page. You have access to the full Microsoft Office suite of applications in the menu on the left-hand side










Microsoft Teams - where teaching will take place, is available in this menu, and can be recognised by the 'T' icon.



Please click on the 'Teams' tab as shown below then follow the guide on how to join a live event.





- 
- 
Activity
- 
Chat
- 
Teams
- 
Assignments
- 
Calendar
- 
Files
- 